

Timesaving Testing Tools from Taylor



SampleSizer

Many Taylor drop tests are done with a 10 mL or 25 mL water sample in either the #9198 sample tube or a 2000 Series™ comparator block. A 44 mL sample is used for the pH color comparison test in the 2000 Series block. Using these new tools, you won't need to flick off the excess water to get the meniscus to rest precisely on the fill line. Simply lower the appropriate **SampleSizer**® (#6190 for 10/25 mL samples or #6191 for 44 mL samples) into the test vial filled with the water to be tested. It will displace exactly the right amount to leave the correct volume to perform the test! The SampleSizer is removed once the extra water is splashed out. Clean and dry it before storing or using it for another test. These tools are made from machined aluminum anodized for longer life.



SampleSizer #6190 ▶
1" w x 4³/₄" h

SpeedStir

The **SpeedStir**® (#9265) makes quick work of drop tests performed in Taylor's #9198 sample tube. (Note: Any 10 or 25 mL test performed in a 2000 Series comparator block also can be done in the #9198 sample tube.) This palmsize, portable magnetic stirrer will thoroughly incorporate each addition of reagent in a fraction of a second. No more manual swirling! Place the water sample on the mixing platform then gently drop in the Teflon®-coated stir bar. Use the  pad to turn the unit on in well-lit conditions. Use the  pad to start the stirrer when ambient light is poor—six LEDs below the mixing platform will light up to make color changes in the test sample easy to see. Press the same pad to stop the stirring action, or the unit will turn itself off after five minutes. The SpeedStir runs on four AA alkaline batteries at 600 rpm. Made of high-impact polystyrene, it is water-resistant (you can spill water on it, but you should not submerge it).



◀ SampleSizer #6191
7/16" w x 4³/₄" h

SpeedStir ▶
4⁵/₈" L x 1³/₄" w x 1⁵/₈" h
(Shown with #9198 sample tube
supplied in #9265 Start-up Pack)

DATA SUMMARY			
	SampleSizer 10/25 mL	SampleSizer 44 mL	SpeedStir
Taylor part number	#6190	#6191	#9265
use with	#9198 sample tube or new models of 2000 Series comparator blocks with flanges (#9056, #9057, #9058)	new models of 2000 Series comparator blocks with flanges (#9056, #9057, #9058) and lab L-0206	#9198 sample tube
Taylor replacement part numbers	NA	NA	#6101 1" magnetic stir bar #9198 sample tube
dimensions	1" dia. x 4 3/4" h	7/16" dia. x 4 3/4" h	4 5/8" l x 1 3/4" w x 1 5/8" h
weight	4.1 oz.	0.9 oz.	7.5 oz. (with batteries)
material	anodized machined aluminum	anodized machined aluminum	high-impact polystyrene
power	NA	NA	4 AA alkaline batteries (approx. 300 tests with light on; 400 tests with light off)
operating temperature range	NA	NA	36°F–120°F; 2°C–49°C
revolutions per minute	NA	NA	600 after 2 seconds
illumination	NA	NA	6 LEDs
seal	submersible (wipe dry after use)	submersible (wipe dry after use)	water-resistant: do not submerge (wipe dry after use)
instructions for use	on product packaging	on product packaging	on product packaging

SampleSizer Demo Using #6190




1. Rinse and fill #9198 sample tube with water to be tested in excess of desired volume.



2. Orient SampleSizer for desired test volume: an arrow indicates the skinny end goes first for a 25 mL sample.



3. Slowly lower the tool into the sample...



4. ...all excess water will be displaced.



5. Tool should touch bottom.



6. Carefully remove SampleSizer to avoid dragging out remaining water. Voilà!